



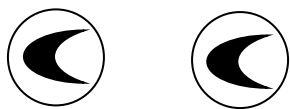


This craft is made up of 2 simple shapes. We need 5 circles, 2 are small circles. Other circles are medium size while 1 is big and 2 rectangles.



Use the swinging snail picture as your guide.
Cut out the large circle, and then fold in half.
This is the snail's body.
Color and then cut out the spiral shells.
Glue the swirl circles together at the top.
These 2 circles after attached get glued to the sides of the snail's body.
Color and cut out the antenna ears.
Cut out the eyes, glue to the antenna and glue to the side of the snail's body.