





Hugging Sloth Valentine. See picture. Color all the pieces except the sloth & then cut out each piece. Cut around fingers on the hands & glue a hand to each side of the long rectangle. Cut out the sloth's head & glue it in the center of the long rectangle. Place & glue the heart under the sloth's chin. Flip over & color arms & hands. Bend arms at the sides of the heart for the sloth to hug. If you want add your own face & give as a gift to a loved one or a friend. Valentine's Day comes every year on the 14th of February.



If you want you can use these extra hands for the flip side of hugging sloth 's arms instead of my terrible drawn in hands.



I LOVE YOU TO PIECES!



Thinking Of you this

Happy Valentine's Day 2021

Use different color streamers or construction paper. Cut into pieces & glue inside the heart shape. Once you're finished, be sure to give away on Valentine's Day. Maybe to Mommy, Daddy, or Grandparents?