

Imagine Your Story: Scandinavian Storytelling Program Family Guide

Virtual Scandinavian Storytelling: Gnomes, Trolls, & Giants Oh My!

Explore the art of storytelling with the American Swedish Historical Museum from the comfort of your own home via Zoom! Children aged K-6th will learn about story structure and common themes through Scandinavian folklore and fairytales. Families will explore Viking Mythology and sagas to compare how different cultures create origin stories to understand the natural world. We will then create new characters and plot to act out our own fairytale! Be sure to get ready for the Zoom program by dressing up as your favorite fictional character, or one that you create yourself!

This Family Guide includes printable activity pages that will be used during the program. Don't have access to a printer? No problem there are instructions on how you can participate!

Activity Materials:

Please Print:

- Knös the Giant: Finger Puppet Activity
- Stone Soup Activity
- Viking Saga Activity Story Words
- Character Creation Activity Worksheet

Craft Supplies:

- Scissors
- Glue or tape
- Markers, crayons, or colored pencils

Join the Fun! The program will take place live on the date and time your library has booked. All families have to do is click and join! The program will be one hour long.

Zoom Guidelines:

- 1: Make sure that your microphone is muted during the beginning of the program. Turn off any TV or radio to limit background noise and distractions during the program.
- 2: Pin the ASHM presenter on your screen so that you see them during the presentation.
- 3: Use the raise your hand feature or write in the chat, if you have any questions during the presentation.



1900 Pattison Ave Philadelphia PA 19145 215.389.1766 www.americanswedish.org

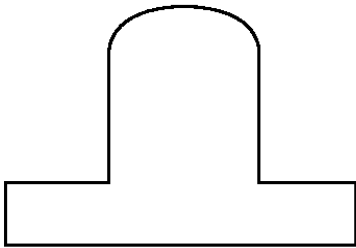
Knös the Giant: Finger Puppet Activity

1: Draw the characters using the descriptions below each puppet.

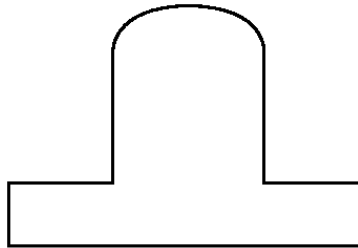
2: Cut out the finger puppets following the outline. If you don't have access to a printer no problem! Just draw or trace these finger puppet shapes on a regular piece of paper.

3: Put glue on one tab and press together with the other tab to make a loop.

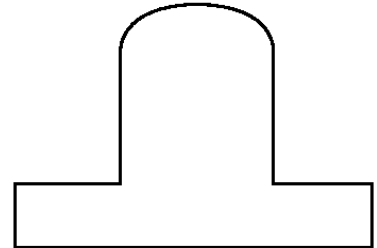
4: Try on finger puppet and have them ready for the day of program.



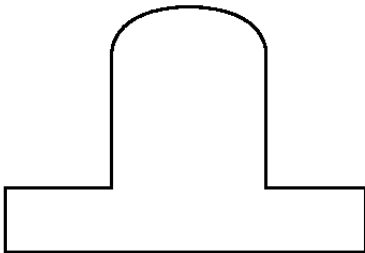
Knös the Giant: He is a Knight



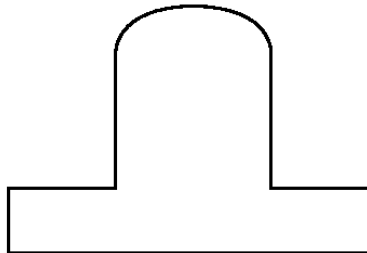
Hanna: Knös's Mother



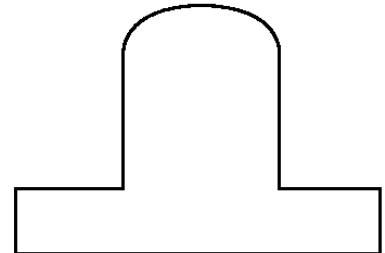
The Blacksmith



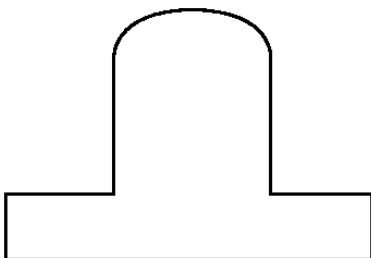
The King



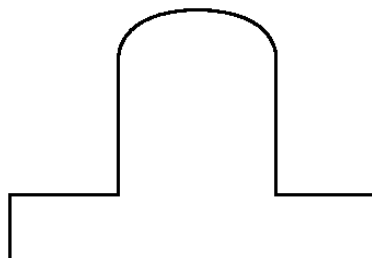
Sten: Royal Court Member



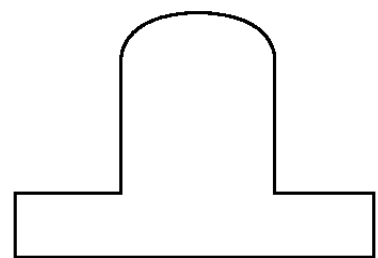
Präts: Royal Court Member



5- Headed Troll



10- Headed Troll



The Princess

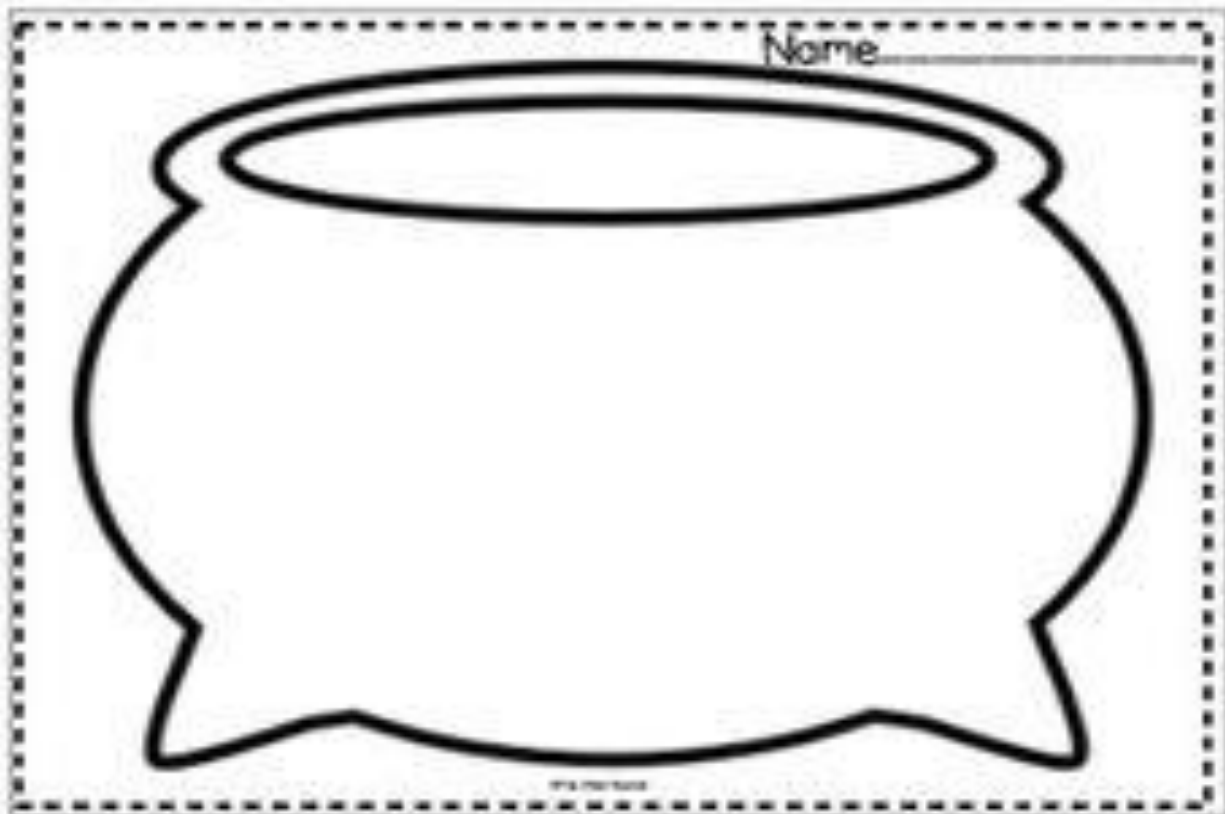
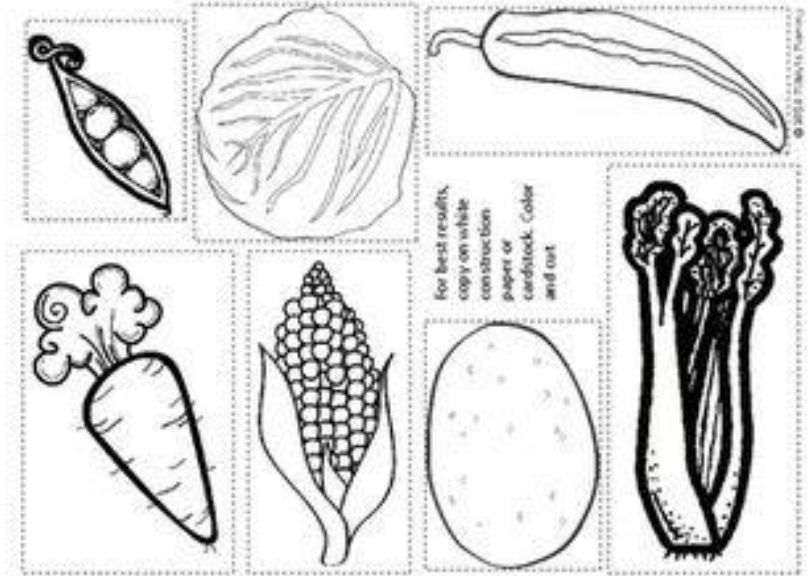
Stone Soup Activity Sheet

1: Cut out vegetables and soup pot following the dotted lines.

2: Color in vegetables.

3: For day of the program have glue ready to add the veggies to the soup!

4: If you don't have access to a printer, feel free to find a real pot and imaginary or pretend veggies to add!



Viking Saga Activity


These words will be used to create a story together. You can cut them apart to hold a picture up or just shout out your choice when it is your turn.

People

Odin



Thor



Loki



Freya



Baker



Farmer



Sailor




Places

Valhalla



Middle Earth



Asgard



River



Mountain



Cave



Village



Things

Boat



Chariot



Train



Sword



Hammer



Shield



Oar



Verbs

Run



Jump



Swims



Grab



Hits



Breaks



Catches



Nouns

Troll



Giant



Gnome



Mermaid




Horse



Sheep



Cow



Character Creation Activity Sheet

We will do this activity together during the program but feel free to think about it ahead of time and dress up as your character for the Zoom program!

What is the name of your character?

What do they like to do?

What are some of the characters traits?

Do they have any friends or family?

Where do they live?

Draw your character below including a setting and an action to tell a short story.

Summer Library Program Family Pass

Come visit us! This coupon gives your family discounted admission to attend the museum. Our new exhibit *Nordic Fairy Tales and Disney* opens September 20th 2020.

Valid for free children's admission with adult admission purchase. Valid until March 31 2021. Not valid for special events, or with other offers or discounts.

Museum Open Hours:
Tues-Fri, 10am to 4pm; Sat-Sun, 12pm to 4pm

From I-95 North or South: Take the Broad Street/Pattison Avenue exit of I-95. If coming from I-95 Southbound, turn right onto Broad Street. If coming from I-95 Northbound, the exit puts you on Broad Street. Stay to the left because the road divides. Turn left at the 3rd traffic light, which is Pattison Avenue. At the next traffic light turn left on 20th Street into FDR Park. Once in the park, take the first left.

From Rte. 76 going East (Schuylkill Expressway): Get off at the Penrose Avenue/International Airport exit (left lane exit). Go to the end of the exit road. At the traffic light, turn left onto Penrose. At first stoplight, turn right onto Pattison Avenue. The park entrance is at 20th Street. Once in the park, take the first left.

From Rte. 76 going West and the Walt Whitman Bridge: Take exit 350 to 7th Street. Follow 7th to Pattison Avenue. Turn right on Pattison, pass Citizens Bank Park on your right, and cross Broad Street. At next light (20th Street) turn left into FDR Park. Once in the park, take the first left.



1900 Pattison Ave
Philadelphia PA 19145
215.389.1766
www.americanswedish.org